



Service Chest or Service Duct



Phone connection point

Data connection point



Electricity connection point
1 X 63A
2 X 32A
4X 16A

Water drain

Compressed air

Water supply

Most of Gran Via's service chest have the same supply:

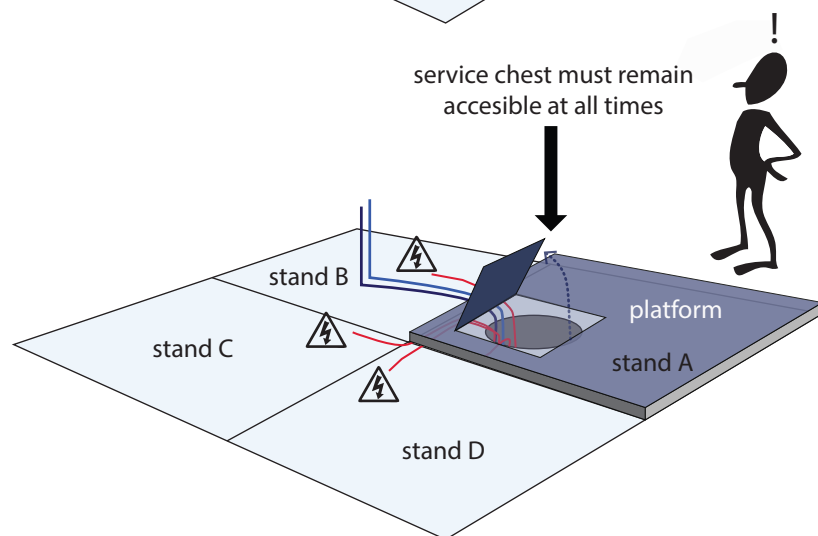
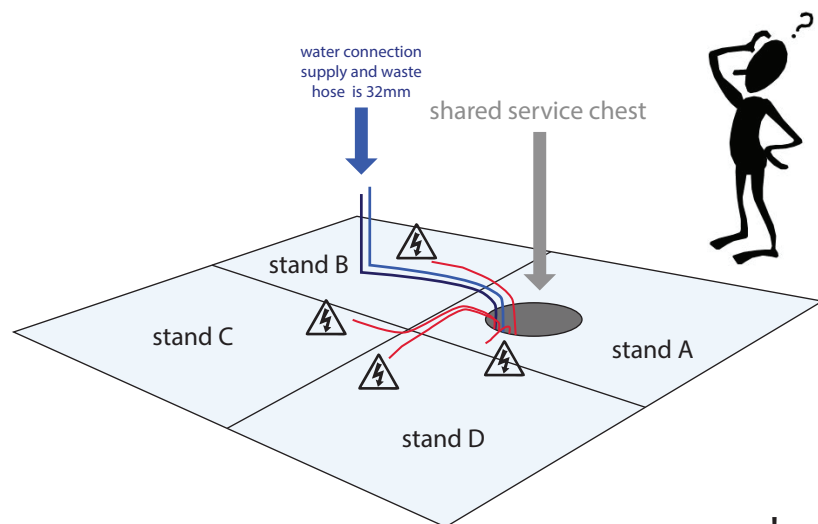
- III 400 V (CEE plug with 5 holes)
- 7 connections: 1X 63 amp, 2X 32A, 4X 16A
- Compressed air: 2 hoses per chest, 500-800 l/m, 7 bar.
- Water supply: 2 per chest, 1/2 inch, 4 bar, waste is 32mm.

Power supply main conductors will not have any kind of connection. It must be made in one piece, between the Fira supply box and the main circuit breaker of the stand electric distribution switchboard. Connections with Cee Forms, Powerlock or similar are not allowed in this segment. All the supply boxes and the service chests of Fira must remain accessible.

At Montjuïc venue, the multiple conductor cable will be provided in its tips of ring terminals with a minimum diameter of 6 mm and a maximum of 10 mm. The connection to the supply boxes of the Fira must be performed only by authorized personnel of Fira. Before that, the required documentation needs to be presented (See Legal procedures section).

At Gran Via venue, connections until 63A will be carried out through a Cee form of an appropriate intensity (16, 32 and 63A, three - phase). The connection to the service chest must be made by the stand electrical installer who will note the Fira base number which is used.

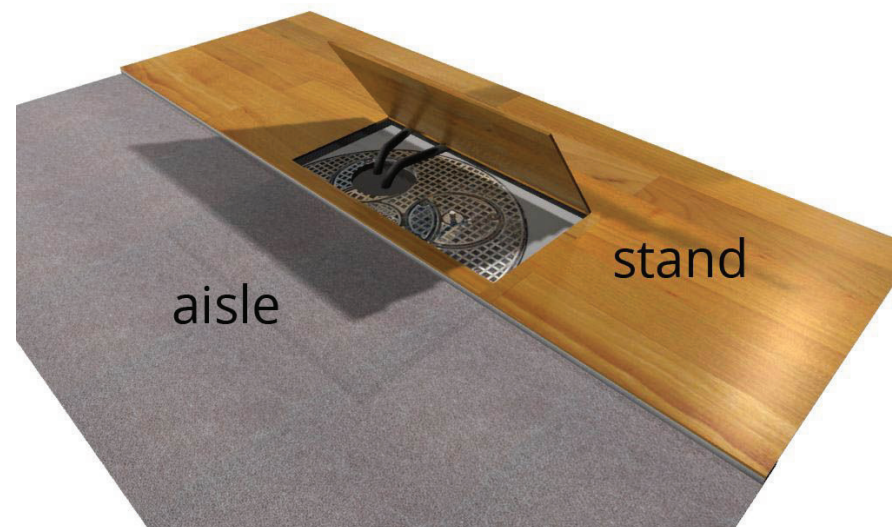
Supplies Distribution



All connection service chests/pits located on the floors of the halls must be easy to register and must be easily accessible at all times.

If a platform is installed, a hatch will be needed. A platform of 50mm should be enough to cover electrical cables though we recommend a platform of minimum 80mm for water and air connections regardless if those supplies are needed for the space which has the service chest or is planned for any of the neighbouring stands.

If during build up or show any cable gets unplugged for some reason, the chest needs to be accessed by the technical teams.



Whenever a service chest is half covered by a division wall or is at the limit of the stand, the area around the chest must remain accessible.