




LOWE

WORLDWIDE RENTAL SPECIALISTS



Equipment Rental Catalog

 770 461 9001

 Search: Lowe Rental USA

 info@loweusa.com



We Are Lowe.

Lowe is a global, innovative, ambitious and award winning refrigeration and catering equipment company. Established in 1977, Lowe has grown to be the largest globally recognized equipment company for the retail, exhibitions and events markets.

Lowe innovates in every aspect of its business. Developing first to market solutions for refrigeration, such as customizable long-term rental, in a cost conscious and environmentally sensitive retail environment ensures Lowe remains a global pioneer.

Contents

| | | | | | |
|----|-----------------------------------|----|----|---|----|
| 01 | LoweHub | | 05 | Frozen | |
| | Brandable Exhibition Counter..... | 5 | | G Series Frozen..... | 33 |
| 02 | Refrigerated | | | K1T/K4TF..... | 34 |
| | B Series | 6 | | K4T..... | 35 |
| | B-LG | 7 | | E1/E2..... | 36 |
| | B Corner | 8 | | E3..... | 37 |
| | Jinny..... | 9 | | E4..... | 38 |
| | P360 | 10 | | D1C | 39 |
| | C Series | 11 | | F2..... | 40 |
| | Genova | 12 | | Kubo F..... | 41 |
| | Sara | 13 | | B2F..... | 42 |
| | Euro Madeira..... | 14 | | DC8 | 43 |
| | Mandy | 15 | | G12..... | 44 |
| | G Series..... | 16 | | 200GBT..... | 45 |
| | G5..... | 17 | | H2..... | 46 |
| | Kubo R..... | 18 | | H4IB | 47 |
| | Prep..... | 19 | | Penguin..... | 48 |
| | F2 Chiller..... | 20 | | Cooking and Catering Equipment | |
| | Oasis | 21 | 06 | B1 Hot | 49 |
| | Memphis | 22 | | Isola Hot | 50 |
| | Isola | 23 | | MCT..... | 51 |
| | K2T/K2TF..... | 24 | | CO25..... | 52 |
| | K3T..... | 25 | | 200 Hot | 53 |
| | G223..... | 26 | | MW | 54 |
| | H1..... | 27 | | DW..... | 55 |
| | Starlet | 28 | | DDR | 56 |
| | I1/I3 | 29 | | Top 2 | 57 |
| 03 | Bakery | | | MS12 | 58 |
| | Victoria..... | 30 | | 200 Dry..... | 59 |
| | L Harmony | 31 | | MSU..... | 60 |
| 04 | Wine Display | | | HWS..... | 61 |
| | Bodega | 32 | | Cold Rooms | |
| | | | 07 | Ready built cold rooms | 62 |
| | | | | Modular walk-in cold and freezer rooms | 63 |

The Easy Option

All New. Online Ordering.
exhibitions.lowerental.com



Secure Payment

Instant online checkout.



Browse Online

Select & purchase your equipment.



User Friendly

Pay with your mobile, tablet, or desktop.









Re-Order Ready

View and repeat your saved previous orders.

Introducing LoweHub™

An all in one welcome desk, offering increased security, chilled refreshments for hospitality, multiple charging ports and an interchangeable branding site.



| Feature | Name | Specifications | Features |
|---|-------------------|---|--|
|  | Branding site | (HxW) 33.22 x 17.87 in | A poster site that is interchangeable, using magnets to fix the poster firmly to the LoweHub and a plastic sheet to protect the artwork. **Printing not provided** |
|  | x4 Charging ports | x2 13amp plugs & x2 USB sockets | Universal charging ports, suitable to charge 4 devices at once and located out of sight behind roller door for enhanced security. |
|  | Fridge | 19.68" x 15.82" x 16.77" in 20 amps 120 volts 2000 watts | Compact storage refrigerator with sleek design. |
|  | Safe | 7.87 x 16.92 x 14.56 in | EISafe Elite Electronic Safe. Accommodates up to 15" laptop |
|  | Ambient space | 4.33 x 10.82 x 14.17 in | Area to store laptops and mobile devices while charging. Also perfect for keeping stationary and other items tidy and out of sight. |

B Series

Euro Deli Curved Glass Display



At a Glance

| Model | B1 | B2 | B3 |
|----------------------------------|------------------------|-------------------------|------------------------|
| Dimensions WxDxH (inches) | 52½ x 43 x 52 ½ | 77 x 43 x 52 ½ | 101½ x 43 x 52 ½ |
| Width without end walls (inches) | 47 | 70 ¼ | 94 |
| Display area (square feet) | 11 | 16 ½ | 22 |
| Storage capacity (cubic feet) | 5 ½ | 8 ¼ | 10 ¼ |
| Storage area width (inches) | 47 | 70 ¼ | 94 |
| Storage area depth (inches) | 20 | 20 | 20 |
| Storage area height (inches) | 10 | 10 | 10 |
| Condensing unit size (HP) | ½ | ½ | ½ |
| Refrigerant | R404 | R404 | R404 |
| Power Supply v/Hz/Ph | 120/60/1 | 120/60/1 | 120/60/1 |
| Amps | 20 | 20 | 20 |
| Watts | 2000 | 2000 | 2000 |
| Deck fans | 1 | 2 | 3 |
| Temp Range | 34...42°F or +1...+6°C | 34 ...42°F or +1...+6°C | 34...42°F or +1...+6°C |

Plug - each unit requires a single dedicated power supply; 24 hour power if keeping product in unit overnight

Features

- Automatic defrost
- Heater pan evaporation (no plumbing required)
- Built in preparation counter
- Castors supplied with case
- Easy to clean surfaces
- Forced air cooling
- Fully self contained unit
- Illuminated stainless steel display deck
- Rear access to display deck for server
- Refrigerated under-storage (accessed through rear doors with magnetic gaskets)
- Simple plug in operation
- Top hinged glass with hydraulic arm support for curved glass unit
- ABS foamed end walls
- Ice insert for fish display available upon request

* Display shelf available upon request (NOT refrigerated)

B - LG

Deli Self-Service Display



At a Glance

| Model | B1 LG | B2 LG | B3 LG |
|----------------------------------|------------------------|------------------------|------------------------|
| Dimensions WxDxH (inches) | 52½ x 43 x 38 ¼ | 77 x 43 x 38 ¼ | 101½ x 43 x 38 ¼ |
| Width without end walls (inches) | 47 | 70 ¼ | 94 |
| Display area (square feet) | 11 | 16 ½ | 22 |
| Storage capacity (cubic feet) | 5 ½ | 8 ¼ | 10 ¼ |
| Storage area width (inches) | 47 | 70 ¼ | 94 |
| Storage area depth (inches) | 20 | 20 | 20 |
| Storage area height (inches) | 10 | 10 | 10 |
| Condensing unit size (HP) | ½ | ½ | ½ |
| Refrigerant | R404 | R404 | R404 |
| Power supply v/Hz/Ph | 120/60/1 | 120/60/1 | 120/60/1 |
| Amps | 20 | 20 | 20 |
| Watts | 2000 | 2000 | 2000 |
| Deck fans | 1 | 2 | 3 |
| Temp Range | 34...42°F or +1...+6°C | 34...42°F or +1...+6°C | 34...42°F or +1...+6°C |

Plug - each unit requires a single dedicated power supply; 24 hour power if keeping product in unit overnight

Features

- Automatic defrost
- Heater pan evaporation (no plumbing required)
- Built in preparation counter
- Castors supplied with case
- Easy to clean surfaces
- Forced air cooling
- Fully self contained unit
- Illuminated stainless steel display deck
- Rear access to display deck for server
- Refrigerated under-storage (accessed through rear doors with magnetic gaskets)
- Simple plug in operation
- Ice insert for fish display available upon request
- ABS foamed end walls

B Corner

90° Corner



At a Glance

| Model | B Corner |
|----------------------------------|------------------------|
| Dimensions WxDxH (inches) | 52 ½ x 52 ½ x 50 ½ |
| Width without end walls (inches) | 50 |
| Display area (square feet) | 11 ½ |
| Condensing unit size (HP) | ½ |
| Refrigerant | R404 |
| Power supply v/Hz/Ph | 120/60/1 |
| Amps | 20 |
| Watts | 2000 |
| Deck fans | 2 |
| Temp Range | 34...42°F or +1...+6°C |


Plug - each unit requires a single dedicated power supply; 24 hour power if keeping product in unit overnight

Features


- Automatic defrost
- Heater pan evaporation (no plumbing required)
- Built in preparation counter
- Castors supplied with case
- Easy to clean surfaces
- Forced air cooling
- Fully self contained 90° corner
- Ice insert for fish display available upon request
- Illuminated stainless steel display deck
- Rear access to display deck for server
- Simple plug in operation
- Top hinged glass with hydraulic arm support for curved glass unit

Jinny

Glass front serve-over display



J-104 & J-150 Also Available In Black



At a Glance

| Model | J104 | J150 | J250 |
|----------------------------|------------------------|------------------------|------------------------|
| Dimensions WxDxH (inches) | 41 x 36½ x 50½ | 59 x 36½ x 50½ | 99 x 36½ x 50½ |
| Display area (inches) | 38 w x 26 ½ d | 55 ½ w x 26 ½ d | 95 ½ w x 26 ½ d |
| Display area (square feet) | 7 | 10 ¼ | 17½ |
| Condensing unit size (HP) | ⅓ | ⅓ | ½ |
| Refrigerant | R404 | R404 | R404 |
| Power supply v/Hz/Ph | 120/60/1 | 120/60/1 | 120/60/1 |
| Amps | 20 | 20 | 20 |
| Watts | 2000 | 2000 | 2000 |
| Temp Range | 34...42°F or +1...+6°C | 34...42°F or +1...+6°C | 34...42°F or +1...+6°C |

Plug - each unit requires a single dedicated power supply; 24 hour power if keeping product in unit overnight

Features

- Bottom hinged glass
- Easy access for loading, setting of display and cleaning
- Simple disassembly for cleaning
- Castors supplied with case
- Euro style front and side glass
- Ice insert for fish display available upon request
- Illuminated stainless steel, display deck
- Rear access to the display for the server
- Under counter refrigerated storage
- Fully self contained unit
- Simple plug in operation
- Granite preparation counter built in
- Easy to clean surfaces and attractive lines
- ABS foamed end walls
- Magnetic door gasket for perfect seal
- Forced air cooling

P360°

Grab & Go Island Display Refrigerator



At a Glance

| Model | P360° |
|----------------------------|------------------------|
| Dimensions WxDxH (inches) | 55 ½ x 47 x 35 |
| Display area (square feet) | 12 ¼ |
| Condensing unit size (HP) | ⅓ |
| Refrigerant | R404 |
| Power supply v/Hz/Ph | 120/60/1 |
| Amps | 20 |
| Watts | 2000 |
| Deck fans | 2 |
| Temp Range | 36...50°F or +2...+6°C |

Plug - each unit requires a single dedicated power supply; 24 hour power if keeping product in unit overnight

Features

- 360° product visibility
- Forced air system
- Castors supplied with case
- Stainless steel deck
- Protective bumpers
- European appearance
- Digital thermostat
- Suitable for all refrigerated products
- Gray bottom panels
- Simple plug in operation
- Ice insert for fish display available upon request

C Series

Euro Dairy/
Deli Merchandiser



At a Glance

| Model | C1 | C2 | C3 |
|----------------------------------|------------------------|------------------------|------------------------|
| Dimensions WxDxH (inches) | 39 ¾ x 34 x 84 | 52 ¼ x 34 x 84 | 77 x 34 x 84 |
| Width without end walls (inches) | 36 ¾ | 49 ½ | 73 ½ |
| Number of shelves | 4 | 4 | 4 |
| Shelf width x depth (inches) | 36 ¾ w x 17 ½ d | 49 ½ w x 17 ½ d | 73 ½ w x 17 ½ d |
| Display area (inches) | 36 ¾ w x 24 d | 49 ½ w x 24 d | 73 ½ w x 24 d |
| Display area (sq.ft.) | 18 ¼ | 24 | 36 ¼ |
| Condensing unit size (HP) | ¾ | ¾ | 1 ½ |
| Refrigerant | R404 | R404 | R404 |
| Power supply v/Hz/Ph (unit) | 120/60/1 | 120/60/1 | 120/60/1 |
| Amps (unit) | 20 | 20 | 20 |
| Watts (unit) | 2000 | 2000 | 2000 |
| Deck fans | 1 | 2 | 3 |
| Temp Range | 35...42°F or +2...+6°C | 35...42°F or +2...+6°C | 35...42°F or +2...+6°C |

Plug - each unit requires a single dedicated power supply; 24 hour power if keeping product in unit overnight

Features

- Open front-self service grab and go
- Easy access for loading and cleaning
- Excellent vision through attractively styled side glass
- White Interior
- Four fully adjustable shelves
- Shelves can be angled
- Extra shelves available upon request
- Peg bars and pegs available upon request
- Energy saving self contained night blind
- Efficient, quiet system
- Castors supplied with case
- Fully self contained unit
- Simple plug in operation with simple controls
- No drain required (hot gas evaporation of defrost water)
- Impact resistant finish
- Pricing rails on each shelf
- Shelf product stoppers available upon request

Genova

Open Front Merchandiser



At a Glance

| Model | Genova 1 | Genova 2 |
|----------------------------------|------------------------|------------------------|
| Dimensions WxDxH (inches) | 40½ x 35½ x 86 | 52¾ x 35½ x 86 |
| Width without end walls (inches) | 37 | 49¾ |
| Number of shelves | 5 | 5 |
| Shelf width and depth (inches) | 36 ½ w x 17 ¾ d | 49 w x 17 ¾ d |
| Display area (inches) | 36 ½ w x 21 ¾ d | 49 w x 21 ¾ d |
| Display area (sq.ft.) | 27 ½ | 37 |
| Condensing unit size (HP) | 1 | 1 |
| Refrigerant | R404 | R404 |
| Power supply v/Hz/Ph (unit) | 120/60/1 | 120/60/1 |
| Amps (unit) | 20 | 20 |
| Watts (unit) | 2000 | 2000 |
| Deck fans | 1 | 2 |
| Temp Range | 35...42°F or +2...+6°C | 35...42°F or +2...+6°C |

Plug - each unit requires a single dedicated power supply; 24 hour power if keeping product in unit overnight

Features

- Open front – self service grab and go
- Easy access for loading and cleaning
- White Interior
- Five fully adjustable shelves
- Additional shelves available upon request
- Peg bars and pegs available upon request
- Shelves can be angled
- Energy saving self contained night blind
- Efficient, quiet system
- Castors supplied with case
- Fully self contained unit
- Simple plug in operation with simple controls
- No drain required (hot gas evaporation of defrost water)
- Impact resistant finish
- Pricing rails on each shelf
- Glass or solid end walls
- Shelf product stoppers available upon request

Sara

Open Front Merchandiser



At a Glance

| Model | Sara |
|----------------------------------|------------------------|
| Dimensions WxDxH (inches) | 52 ½ x 27 x 69 |
| Width without end walls (inches) | 49 |
| Display area (square feet) | 16.88 |
| Top shelf (inches) | 49 w x 7 d |
| Middle shelf (inches) | 49 w x 10 d |
| Bottom shelf (inches) | 49 w x 14 d |
| Bottom Deck (inches) | 49 w x 18 ¾ d |
| Condensing unit size (HP) | ¾ |
| Refrigerant | R404 |
| Power supply v/Hz/Ph | 120/60/1 |
| Amps | 20 |
| Watts | 2000 |
| Deck Fans | 2 |
| Temp Range | 35...42°F or +2...+6°C |

Plug - each unit requires a single dedicated power supply; 24 hour power if keeping product in unit overnight

Features

- Open Front - self service grab and go
- Easy access for loading and cleaning
- White interior
- 3 Fully adjustable shelves
- Additional shelves available upon request
- Peg bars and pegs available upon request
- Castors supplied with case
- Energy saving self contained night blind
- Efficient, quiet system
- No drain required (hot gas evaporation of defrost water)
- Pricing rails on each shelf
- Forced air cooling
- Shelf product stoppers available upon request

Euro Madeira

Open Front Merchandiser



At a Glance

| Model | Euro Madeira |
|----------------------------------|-------------------------------------|
| Dimensions WxDxH (inches) | 51 x 33¼ x 71¼ |
| Width without end walls (inches) | 49 ½ |
| Top shelf (inches) | 49 ½ w x 12 d |
| Middle shelf (inches) | 49 ½ w x 15 ¾ d |
| Bottom shelf (inches) | 49 ½ w x 19 ¾ d |
| Bottom Deck (inches) | 49 ½ w x 24 ½ d |
| Condensing unit size (HP) | ¾ |
| Display area (square feet) | 24 ¾ |
| Refrigerant | R404 |
| Power supply v/Hz/Ph | 120/60/1 |
| Amps | 20 |
| Watts | 2000 |
| Deck Fans | 1 |
| Temp Range | 35...42°F or -1...+5°C or -1...+7°C |

Plug - each unit requires a single dedicated power supply; 24 hour power if keeping product in unit overnight

Features

- Open Front – self service grab and go
- Easy access for loading and cleaning
- 3 Fully adjustable shelves
- Additional shelves available upon request
- Peg bars and pegs available upon request
- Castors supplied with case
- Energy saving self contained night blind
- Efficient, quiet system
- No drain required (hot gas evaporation of defrost water)
- Pricing rails on each shelf
- Forced air cooling
- Shelf product stoppers available upon request

Mandy

Open Front Merchandiser



At a Glance

| Model | Mandy 100 |
|----------------------------------|------------------------|
| Dimensions WxDxH (inches) | 39 ½ x 29 ¾ x 52 |
| Width without end walls (inches) | 36 ½ |
| Top shelf | 34 ¾ w x 8 ¾ d |
| Middle shelf (inches) | 34 ¾ w x 10 d |
| Bottom shelf (inches) | 34 ¾ w x 12 d |
| Bottom Deck (inches) | 35 ¼ w x 22 d |
| Display area (square feet) | 13 |
| Condensing unit size (HP) | ¾ |
| Refrigerant | R404 |
| Power supply v/Hz/Ph | 120/60/1 |
| Amps | 20 |
| Watts | 2000 |
| Deck fans | 1 |
| Temp Range | 35...42°F or +2...+6°C |

Plug - each unit requires a single dedicated power supply; 24 hour power if keeping product in unit overnight

Features

- Automatic defrost
- Castors supplied with case
- Easy to clean surfaces
- Fits through single door
- Forced air cooling
- Fully self contained unit
- Heater pan evaporation (no plumbing required)
- Illuminated top shelf
- Simple plug in operation
- Stainless steel shelves and display deck
- 3 shelves as standard
- Energy saving self contained night blind
- Available in black and white

G Series Refrigeration

Chillers



At a Glance

| Model | G4C | G6C |
|------------------------------|------------------------|------------------------|
| Dimensions WxDxH (inches) | 26 ¾ x 33 ¾ x 81 ½ | 54 x 33 ¾ x 81 ½ |
| Canopy dims (inches) | 24 x 6 | 51 x 6 |
| Shelf width x depth (inches) | 21 ½ x 24 ¼ | 21 ½ x 24 ¼ |
| Number of shelves | 4 | 8 |
| Condensing unit size (HP) | ⅓ | ½ |
| Refrigerant | R290 | R290 |
| Power supply v/Hz/Ph | 120/60/1 | 120/60/1 |
| Volume Cubic Feet | 23.67 Cu. Ft. | 48 Cu. Ft. |
| Watts | 2000 | 2000 |
| Amps | 20 | 20 |
| Temp range | 33...41°F or +1...+5°C | 33...41°F or +1...+5°C |

Plug - each unit requires a single dedicated power supply; 24 hour power if keeping product in unit overnight

Features

- For all chilled food products
- Fully self contained bottom mounted condensing unit
- Efficient, quiet system
- Fan assisted
- Automatic evaporator of defrost water
- Ozone friendly
- White interior and black exterior
- Full length internal vertical lights
- Sturdy handle
- Magnetic door gaskets
- Easy access for loading and cleaning
- Easy clean surfaces
- Illuminated canopy for graphics
- Fully adjustable shelves
- Four shelves per door
- Castors supplied with case
- Minimum maintenance
- Low energy consumption
- Double pane glass door(s)
- Self closing door(s)

G5

Upright Glass Door Refrigerator



At a Glance

| Model | G5 |
|---------------------------|--------------------------|
| Dimensions WxDxH (inches) | 36 x 24 x 54 |
| Capacity | 15 cu ft |
| Condensing unit size (HP) | ⅓ |
| Refrigerant | R404 |
| Power supply v/Hz/Ph | 20/60/1 |
| Amps | 20 |
| Watts | 2000 |
| Deck Fans | 1 |
| Temp Range | 33°...41°F or +3°...+6°C |

Plug - each unit requires a single dedicated power supply; 24 hour power if keeping product in unit overnight

Features

- Bottom mount refrigeration system
- 2 Sliding glass doors (front & Back)
- Pass through configuration
- 3 shelves standard
- Fan assisted
- Efficient, quiet system
- Fully adjustable shelves
- Double pane glass doors
- Easy access for loading & cleaning
- White interior

Kubo 500R

Display Refrigerator



At a Glance

| Model | 500R |
|---------------------------|-------------------------|
| Dimensions WxDxH (inches) | 60 x 28 x 54 |
| Number of shelves | 8 |
| Shelf dimensions (inches) | 23 ½ w x 15 ¾ d |
| Condensing unit size (HP) | 1 ½ |
| Refrigerant | R404 |
| Power supply v/Hz/Ph | 120/60/1 |
| Amps | 20 |
| Watts | 2000 |
| Deck fans | Yes |
| Temp range | 36...50°F or +2...+10°C |

Plug - each unit requires a single dedicated power supply; 24 hour power if keeping product in unit overnight.

Features

- Adjustable wire shelves
- Hinged doors
- Vertical lights
- Castors supplied with case
- 360° visibility
- Easy to clean
- Automatic defrost
- No drain required
- Stainless steel front

Prep

Refrigerated Prep Counter



At a Glance

| Model | Prep 1 | Prep 2 |
|-----------------------------------|---------------------|--------------------|
| Dimensions WxDxH (inches) | 44 ½ x 32 ½ x 41 ½ | 67 ½ x 35 ½ x 41 ½ |
| Storage area (inches) | 25 ¼ w x 27 d x 24h | 48 w x 27 d x 24 h |
| Shelf (inches) | 24 w x 26 d | 23 w x 26 d (x2) |
| Cutting board dimensions (inches) | 44 w x 16 ½ d | 67 ½ w x 19 ½ d |
| Condensing unit size (HP) | ½ | ½ |
| Refrigerant | R134 | R134 |
| Power supply v/Hz/Ph | 120/60/1 | 120/60/1 |
| Amps | 20 | 20 |
| Watts | 2000 | 2000 |
| Fan assisted | Yes | Yes |
| Temperature Range | 33.8...41°F | 33.8...41°F |

Plug - each unit requires a single dedicated power supply; 24 hour power if keeping product in unit overnight.

Features

- Stainless steel finish
- Low energy consumption
- Two storage levels
- Adjustable shelves
- Six poly-carbonate inserts included
- Corrosion resistant white interior finish
- Automatic defrost cycle
- Extra deep removable cutting board
- Lockable castors
- Fully mobile

F2

Chiller



At a Glance

| Model | F2 Chiller |
|-------------------------------|------------------------|
| Dimensions WxDxH (inches) | 64 x 27 ½ x 37 |
| Inside Height (inches) | 27 |
| Inside Width (inches) | 60 |
| Inside Depth (inches) | 20 |
| Storage capacity (cubic feet) | 18 ¼ |
| Condensing unit size (HP) | ½ |
| Refrigerant | R134 |
| Power supply v/Hz/Ph | 120/60/1 |
| Amps | 20 |
| Watts | 2000 |
| Temp Range | 34...42°F or +1...+6°C |

Plug - each unit requires a single dedicated power supply; 24 hour power if keeping product in unit overnight

Features

- Modern, state-of-the-art styling
- Wear resistant black vinyl coated steel exterior with all stainless steel countertop and slide lids for lifetime durability
- Heavy duty, long lasting galvanized steel interior
- Front, rear and side venting louvers allow greater condenser air flow for tight fit installations
- Easily accessible and serviceable slide out condensing unit
- Automatic, energy saving, non-electric condensate disposal system with easily accessible, front mounted cleanout drainage hose and drain pan
- High density, non-CFC polyurethane foamed-in-place insulation

Oasis

Sealed Deck, Suitable for Ice



At a Glance

| Model | Oasis 1 | Oasis 2 |
|----------------------------|---------------------------------|---------------------------------|
| Dimensions WxDxH (inches) | 43 x 43 x 52 closed / 68 raised | 55 x 55 x 52 closed / 68 raised |
| Display area (square feet) | 10 ¼ | 17 ½ |
| Condensing unit size (HP) | ½ | ½ |
| Refrigerant | R134 | R134 |
| Power supply v/Hz/Ph | 120/60/1 | 120/60/1 |
| Amps | 20 | 20 |
| Watts | 2000 | 2000 |
| Deck fans | 2 | 2 |
| Temp Range | 34...42°F or +1 ...+6°C | 34...42°F or +1 ...+6°C |

Plug - each unit requires a single dedicated power supply; 24 hour power if keeping product in unit overnight

Features

- Wooden finish
- Acrylic dome for 360° viewing
- Stainless steel display deck-sealed
- Suitable for ice
- Drain fitted
- Lid is raised electronically
- Self service with lid up
- Display with lid down
- Multipurpose display case
- Smooth finish and appearance
- Fully mobile
- Economical system
- Static evaporation system
- Very rapid pull down time
- Strong construction
- Efficient, quiet system
- Easy to clean surfaces and smooth lines
- Illuminated display
- Fully self contained
- Ozone friendly refrigerant
- Simple plug in operation with simple controls
- Thermostat control
- Operator friendly
- Castors supplied with case
- Spot display

Memphis

Open Front Merchandiser



At a Glance

| Model | Memphis 90 | Memphis 120 |
|----------------------------|------------------------|------------------------|
| Dimensions WxDxH (inches) | 35 ½ x 32 ¾ x 56 ½ | 47 ½ x 32 ¾ x 56 ½ |
| Display deck (inches) | 32 w x 22 d | 44 w x 22 d |
| Display deck (square feet) | 5 | 6 ¾ |
| Condensing unit size (HP) | ¼ | ¼ |
| Refrigerant | R404 | R404 |
| Power supply v/Hz/Ph | 20/60/1 | 120/60/1 |
| Amps | 20 | 20 |
| Watts | 2000 | 2000 |
| Deck Fans | 1 | 2 |
| Temp Range | 37...42°F or +3...+6°C | 37...42°F or +3...+6°C |

Plug - each unit requires a single dedicated power supply; 24 hour power if keeping product in unit overnight

Features

- Grab and Go refrigerated lower section
- Non refrigerated upper section
- Lockable Castors
- Sliding rear doors on upper section
- Glass shelf in upper section
- Fully mobile
- Smooth end walls
- Available in Black or Bronze
- No drain required (hot gas evaporation of defrost water)
- Efficient, quiet system

Isola

Cold Buffet Style Display



At a Glance

| Model | Isola 4S/S | Isola 6 | Isola 6S/S |
|---------------------------|-------------------------|-------------------------|-------------------------|
| Dimensions WxDxH (inches) | 59 ¼ x 29 ½ x 45 | 81 ¼ x 29 ½ x 45 ¼ | 86 x 29 ½ x 45 |
| Height (inches) top up | 59 | 59 | 59 |
| Condensing unit size (HP) | ½ | ½ | ½ |
| Refrigerant | R134 | R134 | R134 |
| Power supply v/Hz/Ph | 120/60/1 | 120/60/1 | 120/60/1 |
| Amps | 20 | 20 | 20 |
| Watts | 2000 | 2000 | 2000 |
| Temp range | 38...50°F or +3...+10°C | 38...50°F or +3...+10°C | 38...50°F or +3...+10°C |

Plug - each unit requires a single dedicated power supply; 24 hour power if keeping product in unit overnight

Features

- Internal basin in AISI stainless steel
- External in wood or stainless steel
- Gastronorm pans available upon request
- Different configurations available
- Pans available upon request
- Accepts deep or shallow pans
- Static refrigeration system
- Digital control panel
- Electronic lid for ease of loading/serving
- Castors supplied with case
- Serving trays optional
- LED lighting optional

K2T / K2TF

Display Chiller



At a Glance

| Model | K2T | K2TF |
|---------------------------|-------------------------|-------------------------|
| Dimensions WxDxH (inches) | 23½ x 24 x 71 | 23½ x 24 x 71 |
| Shelf dimensions (inches) | 16 ½ diameter | 17 ½ x 17 ½ |
| Number of shelves | 6 | 5 |
| Condensing unit size (HP) | ⅓ | ⅓ |
| Refrigerant | R134 | R134 |
| Power supply v/Hz/Ph | 120/60/1 | 120/60/1 |
| Amps | 20 | 20 |
| Watts | 2000 | 2000 |
| Evaporator fans | 1 | 1 |
| Temp range | 35...50°F or +4...+10°C | 35...50°F or +4...+10°C |

Plug - each unit requires a single dedicated power supply; 24 hour power if keeping product in unit overnight

Features

- LED lighting
- Anodized gold or silver finish
- Automatic defrost
- Castors supplied with case
- Easy to clean surfaces
- Forced air cooling
- Fully self contained unit
- Glass on four sides
- Heater pan evaporation (no plumbing required)
- Illuminated display
- Rotating glass shelves (K2T) (mirrored bottom shelf)
- Rotation stops when door is opened
- Simple plug in operation

*K2TF: adjustable wire shelf version of K2T. Shelf size (inches) 17 ½ x 17 ½

K3T

6 Sided Glass Display



At a Glance

| Model | K3T |
|-----------------------------|-------------------------|
| Dimensions WxDxH (inches) | 31 ¾ x 36 x 69 |
| Shelf diameter (inches) | 22 |
| Number of shelves | 5 |
| Condensing unit size (HP) | ⅓ |
| Refrigerant | R134 |
| Power supply v/Hz/Ph (unit) | 120/60/1 |
| Amps | 20 |
| Watts | 2000 |
| Evaporator fans | 1 |
| Temp range | 35...50°F or +4...+10°C |

Plug - each unit requires a single dedicated power supply; 24 hour power if keeping product in unit overnight

Features

- LED lighting
- Anodized gold or silver finish
- Automatic defrost
- Castors supplied with case
- Easy to clean surfaces
- Forced air cooling
- Fully self contained unit
- Glass on six sides (K3T)
- Heater pan evaporation (no plumbing required)
- Illuminated display
- Rotating glass shelves (mirrored bottom shelf)
- Rotation stops when door is opened
- Simple plug in operation

G223

Two Bowl Drink Dispenser



At a Glance

| Model | G223 |
|-----------------------------|-------------------------|
| Dimensions WxDxH (inches) | 13½ x 17 x 25 |
| Bowls | 2 |
| Capacity Ltr. | 23 |
| Capacity Gallon | 6.34 |
| Condensing unit size (HP) | ¼ |
| Refrigerant | R134 |
| Power supply v/Hz/Ph (unit) | 120/60/1 |
| Amps | 15 |
| Watts | 1500 |
| Supporting Base | 13h x 14w |
| Temp Range | 39...61°F or +4...+16°C |

Plug - each unit requires a single dedicated power supply; 24 hour power if keeping product in unit overnight.

Features

- Motorized paddle maintain mixing of product
- Adjustable thermostatic system
- Easily removable for cleaning
- Refrigeration System 120 Volt 60Hz

H1

Storage Chiller



At a Glance

| Model | H1 |
|-----------------------------|------------------------|
| Dimensions WxDxH (inches) | 20¼ x 20½ x 32¼ |
| Shelf dimensions (inches) | 17 w x 13 d |
| Deck dimensions (inches) | 17 ½ w x 9 d |
| Condensing unit size (HP) | ¼ |
| Refrigerant | R134 |
| Power supply v/Hz/Ph (unit) | 120/60/1 |
| Amps | 5 |
| Watts | 500 |
| Weighs | 73 lbs |
| Temp Range | 35...42°F or +2...+6°C |

Plug - each unit requires a single dedicated power supply; 24 hour power if keeping product in unit overnight.

Features

- Small footprint
- Versatile around products
- Easy to use
- Lightweight and easy to handle

Starlet

Counter top chiller



At a Glance

| Model | Starlet |
|-----------------------------|------------------------|
| Dimensions WxDxH (inches) | 24 x 23 x 23 |
| Shelf dimensions (inches) | 20 3/4 w x 6 3/4 d |
| Deck dimensions (inches) | 20 3/4 w x 6 1/2 d |
| Condensing unit size (HP) | 1/8 |
| Refrigerant | R134 |
| Power supply v/Hz/Ph (unit) | 120/60/1 |
| Amps | 10 |
| Watts | 1000 |
| Deck Fans | Yes |
| Weighs | 85 lbs |
| Temp Range | 35...42°F or +2...+6°C |

Plug - each unit requires a single dedicated power supply; 24 hour power if keeping product in unit overnight.

Features

- Counter top footprint
- Easy to use
- Lightweight and easy to handle
- Electronic thermostat

I1 / I3

Display Ice Tray



At a Glance

| Model | I1 | I3 |
|---------------------------|-------------|-------------|
| Dimensions WxDxH (inches) | 40 x 22 x 7 | 64 x 22 x 7 |

Features

- Fully insulated ice tray
- High impact display
- Large capacity
- Easy to clean

Victoria

Curved Glass Bakery Display



At a Glance

| Model | V150 | V200 |
|---------------------------------|-------------------------|-------------------------|
| Dimensions WxDxH (inches) | 56½ x 36 x 50 | 74 x 36 x 50 |
| Number of shelves | 4 | 4 |
| Top shelf dimensions (inches) | 24 ¼ w x 15 d | 32¾ w x 15 d |
| Other shelf dimensions (inches) | 24 ¼ w x 17 d | 32¾ w x 17 d |
| Condensing unit size (HP) | ¼ | ½ |
| Refrigerant | R134A | R134A |
| Power Supply v/Hz/Ph | 120/60/1 | 120/60/1 |
| Amps | 20 | 20 |
| Watts | 2000 | 2000 |
| Temp Range | 33...50°F or +2...+10°C | 33...50°F or +2...+10°C |

Plug - each unit requires a single dedicated power supply; 24 hour power if keeping product in unit overnight.

Features

- Three exhibition levels
- Rear sliding glass doors
- Available in black or stainless finish
- Front access to condensing unit
- Double tempered curved glass
- Castors supplied with case
- Low energy consumption
- Easy to clean
- Automatic defrost cycle
- No drain required
- Stainless steel deck
- Stainless steel front
- Stainless steel shelves
- Static air system
- Wide stainless steel top

L Harmony

Bakery Display Cabinet



At a Glance

| Model | L1H | L3H |
|---------------------------|--------------------------|--------------------------|
| Dimensions WxDxH (inches) | 37 x 31¼ x 54½ | 52½ x 31¼ x 54½ |
| Number of shelves | 3 | 3 |
| Top shelf (inches) | 35½ w x 13 d | 51 w x 13 d |
| Middle shelf (inches) | 35½ w x 13½ d | 51 w x 13½ d |
| Lower shelf (inches) | 35½ w x 16 d | 51 w x 16 d |
| Condensing unit size (HP) | ¼ | ½ |
| Refrigerant | R404 | R404 |
| Power supply v/Hz/Ph | 120/60/1 | 120/60/1 |
| Amps | 20 | 20 |
| Watts | 2000 | 2000 |
| Fan assisted | Yes | Yes |
| Temp Range | 34°...42°F or +1°...+6°C | 34°...42°F or +1°...+6°C |

Plug - each unit requires a single dedicated power supply; 24 hour power if keeping product in unit overnight

Features

- Anodized finish
- Curved front glass
- Glass ends
- Fixed glass shelves (3)
- Glass all around display
- Stainless steel lower display deck
- Sliding glass doors at rear, full size for access
- European appearance
- Castors supplied with case
- Economical system
- Forced air system- uniform cooling on all levels
- Strong construction
- Efficient, quiet system
- Easy to clean surfaces and lines
- Illuminated display (light above each shelf)
- Fully self contained
- Ozone friendly refrigerant
- Simple plug in operation with simple controls
- Thermostat control
- Operator friendly
- No plumbing required
- Additional colors are available

Bodega

Wine Display Chiller



At a Glance

| Model | Bodega | Bodega Mini |
|-----------------------------|-------------------------|-------------------------|
| Dimensions WxDxH (inches) | 23½ x 28 x 67¼ | 23¼ x 23½ x 34½ |
| Condensing unit size (HP) | ½ | ½ |
| Refrigerant | R134 | R134 |
| Power Supply v/Hz/Ph (unit) | 120/60/1 | 120/60/1 |
| Amps | 20 | 20 |
| Watts | 2000 | 2000 |
| Deck Fans | yes | yes |
| Temp Range | 41...60°F or +5...+20°C | 41...60°F or +5...+20°C |

Plug - each unit requires a single dedicated power supply; 24 hour power if keeping product in unit overnight.

Features

Bodega

- Dual zone built
- Seamless stainless steel door frame with 3 layer glass door
- Electronic thermostat for accurate temperature control
- Temperature setting memory in case of power off
- Fan circulated cool air for even temperature distribution
- LED lighting
- Easy to clean interior
- Efficient, quiet system
- Fully self contained
- Castors supplied with case

Bodega Mini

- Seamless stainless steel door frame with 3 layer glass door
- Electronic thermostat for accurate temperature control
- 6 beech wood shelves with stainless steel trim on each shelf
- Fan circulated cool air for even temperature distribution
- LED lighting
- Easy to clean interior
- Efficient, quiet system
- Fully self contained

G Series Frozen

Freezers



At a Glance

| Model | G1C | G6FC |
|---------------------------|------------------------|------------------------|
| Dimensions WxDxH (inches) | 26 ¾ x 33 ¾ x 81 ½ | 54 x 33 ¾ x 81 ½ |
| Number of shelves | 4 | 8 |
| Shelf dimensions | 21 ½ x 24 ¼ | 21 ½ x 24 ¼ |
| Number of doors | 1 | 2 |
| Canopy dims (inches) | 24 x 6 | 51 x 6 |
| Condensing unit size (HP) | ½ | 1 |
| Refrigerant | R290 | R290 |
| Power | 120/60/1 | 120/60/1 |
| Volume Cubic Feet | 23.67 Cu. Ft. | 48 Cu. Ft. |
| Watts | 2000 | 2000 |
| Amps | 20 | 20 |
| Fan assisted | Yes | Yes |
| Temp range | 28...-4°F or 0...-20°C | 28...-4°F or 0...-20°C |

Plug - each unit requires a single dedicated power supply; 24 hour power if keeping product in unit overnight.

Features

- LED lighting
- Fully adjustable shelves
- Frost free
- Triple pane glass doors
- Self closing doors
- Stainless steel bottom
- No plumbing required, evaporator condensing pan included
- Automatic defrost cycle
- Forced air system
- Illuminated display
- Castors supplied with case

K1T/ K4TF

4-Sided Fixed Shelf Freezer



Also Available In Silver

At a Glance

| Model | K1T | K4TF |
|-----------------------------|-----------------------|-----------------------|
| Dimensions WxDxH (inches) | 23½ x 25½ x 71¼ | 28 x 29½ x 70 |
| Number of shelves | 6 | 5 |
| Shelf type | Fixed | Fixed |
| Condensing unit size (HP) | ¾ | ¾ |
| Refrigerant | R404 | R404 |
| Power Supply v/Hz/Ph (unit) | 120/60/1 | 120/60/1 |
| Amps | 20 | 20 |
| Watts | 2000 | 2000 |
| Fixed shelf evaporator | yes | yes |
| Temp Range | 32...0°F or 0...-18°C | 32...0°F or 0...-18°C |

Plug - each unit requires a single dedicated power supply; 24 hour power if keeping product in unit overnight.

Features

- Anodized Finish
- Glass on all sides
- All around view of product
- Castors supplied with case
- Economical system
- Fixed evaporator shelves
- Efficient, quiet system
- Digital Thermostat control
- No plumbing required

K4T

4 Sided
Glass Display Freezer



At a Glance

| Model | K4T |
|-----------------------------|------------------------|
| Dimensions WxDxH (inches) | 28 x 29½ x 71¼ |
| Number of shelves | 6 |
| Shelf type | Revolving |
| Shelf Dimensions | 18" Diameter |
| Condensing unit size (HP) | ¾ |
| Refrigerant | R404 |
| Power Supply v/Hz/Ph (unit) | 120/60/1 |
| Amps | 20 |
| Watts | 2000 |
| Fan assisted | yes |
| Temp Range | 32...-4°F or 0...-20°C |

Plug - each unit requires a single dedicated power supply; 24 hour power if keeping product in unit overnight.

Features

- LED lighting
- Anodized finish
- Glass on all sides
- All around view of product
- Castors supplied with case
- Economical system
- Rotating shelves
- Mirrored bottom shelf
- Adjustable shelves
- Efficient, quiet system
- Forced air system
- Digital thermostat control
- No plumbing required
- Gold finish available

E1/E2

Display Freezer



At a Glance

| Model | E1 | E2 |
|---------------------------|------------------------|------------------------|
| Dimensions WxDxH (inches) | 60 x 35½ x 40 | 88 x 35½ x 40 |
| Condensing unit size (HP) | ½ | ½ |
| Refrigerant | R404 | R404 |
| Power Supply v/Hz/Ph | 120/60/1 | 120/60/1 |
| Amps | 20 | 20 |
| Watts | 2000 | 2000 |
| Static Refrigeration | yes | yes |
| Temp Range | 32...-8°F or 0...-22°C | 32...-8°F or 0...-22°C |

Plug - each unit requires a single dedicated power supply; 24 hour power if keeping product in unit overnight.

Features

- Curved glass front cabinets allow for more product visibility
- 2 sliding glass lids
- Easy access for loading, setting of display and cleaning
- Suitable for all frozen products
- Efficient, quiet system
- Easy to clean surfaces and attractive lines
- Fully self contained unit
- Ozone friendly refrigerant
- Simple plug in operation with simple controls
- Castors supplied with case

E3

Wall Site Display Freezer with Side Visibility



At a Glance

| Model | E3 |
|---------------------------|------------------------|
| Dimensions WxDxH (inches) | 77 x 34 x 37 |
| Condensing unit size (HP) | ½ |
| Refrigerant | R404 |
| Power Supply v/Hz/Ph | 120/60/1 |
| Amps | 20 |
| Watts | 2000 |
| Static Refrigeration | yes |
| Temp Range | 32...-8°F or 0...-22°C |

Plug - each unit requires a single dedicated power supply; 24 hour power if keeping product in unit overnight.

Features

- Curved glass front cabinets allow for more product visibility
- 2 sliding glass lids
- Easy access for loading, setting of display and cleaning
- Suitable for all frozen products
- Efficient, quiet system
- Easy to clean surfaces and attractive lines
- Fully self contained unit
- Ozone friendly refrigerant
- Simple plug in operation with simple controls
- Castors supplied with case

E4

Wall Site Display Freezer



At a Glance

| Model | E4 |
|---------------------------|------------------------|
| Dimensions WxDxH (inches) | 77 x 34 x 39 |
| Condensing unit size (HP) | ½ |
| Refrigerant | R404 |
| Power Supply v/Hz/Ph | 120/60/1 |
| Amps | 20 |
| Watts | 2000 |
| Static Refrigeration | yes |
| Temp Range | 32...-8°F or 0...-22°C |

Plug - each unit requires a single dedicated power supply; 24 hour power if keeping product in unit overnight.

Features

- Glass front cabinets allow for more product visibility
- 2 sliding glass lids
- Easy access for loading, setting of display and cleaning
- Suitable for all frozen products
- Efficient, quiet system
- Easy to clean surfaces and attractive lines
- Fully self contained unit
- Ozone friendly refrigerant
- Simple plug in operation with simple controls
- Castors supplied with case

D1C

Sliding Glass Display Freezer



At a Glance

| Model | D1C |
|---------------------------|--------------|
| Dimensions WxDxH (inches) | 58 x 30 x 34 |
| Condensing unit size (HP) | ½ |
| Refrigerant | R134A |
| Power Supply v/Hz/Ph | 120/60/1 |
| Amps | 20 |
| Watts | 2000 |
| Static Refrigeration | yes |
| Temp Range | 50...-4°F |

Plug - each unit requires a single dedicated power supply; 24 hour power if keeping product in unit overnight.

Features

- 5 baskets standard
- 2 sliding glass lids
- LED lighting
- Easy access for loading, setting of display and cleaning
- Suitable for all frozen products
- Efficient, quiet system
- Easy to clean surfaces and attractive lines
- Fully self contained unit
- Simple plug in operation with simple controls
- Castors supplied with case

F2

Freezer



At a Glance

| Model | F2 |
|----------------------------------|------------------------|
| Dimensions WxDxH (inches) | 47¼ x 24¾ x 34¾ |
| Inside dimensions WxDxH (inches) | 42 x 20 x 25 |
| Storage capacity (cubic feet) | 12 ¼ |
| Condensing unit size (HP) | ¾ |
| Refrigerant | R404 |
| Power supply v/Hz/Ph | 120/60/1 |
| Amps | 20 |
| Watts | 2000 |
| Deck fans | n/a |
| Temp range | 32...-4°F or 0...-20°C |

Plug - each unit requires a single dedicated power supply; 24 hour power if keeping product in unit overnight.

Features

- 2 sliding glass lids
- Easy access for loading, setting of display and cleaning
- Excellent vision through top glass
- White interior and exterior
- Suitable for all frozen products
- Efficient, quiet system
- Easy to clean surfaces and attractive lines
- Fully self contained unit
- Ozone friendly refrigerant
- Simple plug in operation with simple controls
- Manual defrost and drain
- One standard basket included
- Impact resistant finish
- Castors supplied with case

Kubo 500F

Display Freezer



At a Glance

| Model | 500F |
|---------------------------|-----------------------|
| Dimensions WxDxH (inches) | 60 x 28 x 54 |
| Number of shelves | 8 |
| Shelf dimensions (inches) | 23 ½ w x 15 ¾ d |
| Condensing unit size (HP) | 1 ½ |
| Refrigerant | R404 |
| Power supply v/Hz/Ph | 120/60/1 |
| Amps | 20 |
| Watts | 2000 |
| Deck fans | Yes |
| Temp range | 32...0°F or 0...-18°C |

Plug - each unit requires a single dedicated power supply; 24 hour power if keeping product in unit overnight.

Features

- Adjustable wire shelves
- Hinged doors
- Vertical lights
- Castors supplied with case
- 360° visibility
- Easy to clean
- Automatic defrost
- No drain required
- Stainless steel front

B2F

Display Freezer



At a Glance

| Model | B2F |
|---------------------------|-----------------------|
| Dimensions WxDxH (inches) | 73½ x 43 x 51½ |
| Condensing unit size (HP) | 1 |
| Refrigerant | R404 |
| Power supply v/Hz/Ph | 120/60/1 |
| Amps | 20 |
| Watts | 2000 |
| Deck fans | Yes |
| Temp range | 32...0°F or 0...-18°C |

Plug - each unit requires a single dedicated power supply; 24 hour power if keeping product in unit overnight.

Features

- Top hinged glass, hydraulic arm support
- Easy access for loading, setting of display and cleaning
- Euro style front and side glass
- Stainless steel interior
- Rear access to the display for the server
- Preparation counter built in
- Easy to clean surfaces and attractive lines
- Castors supplied with case
- Fully self contained unit
- Simple plug in operation with simple controls
- Impact resistant finish
- ABS foamed end walls

DC8

Freezer



At a Glance

| Model | DC8 |
|---------------------------|-------------------------|
| Dimensions WxDxH (inches) | 47¾ x 27¾ x 50 |
| Condensing unit size (HP) | ½ |
| Refrigerant | R134A |
| Rear door | 13¾" h x 16¼" w |
| Power supply v/Hz/Ph | 120/60/1 |
| Amps | 20 |
| Watts | 2000 |
| Deck fans | Yes |
| Temp range | 5...-5°F or -15...-21°C |

Plug - each unit requires a single dedicated power supply; 24 hour power if keeping product in unit overnight.

- Attractive, contemporary design
- 24 gauge painted textured interior and exterior
- Stainless steel serving deck, top and attached superstructure
- Independent on/off compressor and light switch
- Brilliant, interior fluorescent lighting
- Tempered plate glass viewing window
- Holds 9 ½ diameter, 3 gallon cans
- Top and side lid wiper gaskets
- 9 ft power cord
- 8 dipping wells
- Rear frozen storage
- Heavy-duty epoxy-coated wire can support racks
- Hinged, high-tensile, transparent acrylic dipping compartment lids with full length handle

G12

Gelato Case



At a Glance

| Model | G12 |
|---------------------------|-------------------|
| Dimensions WxDxH (inches) | 48¼ x 47 x 54½ |
| Condensing unit size (HP) | ¼ |
| Refrigerant | R404 |
| Power supply v/Hz/Ph | 220v single phase |
| Amps | 30 |
| Watts | 3000 |
| Deck fans | Yes |
| Temp range | -10...10°F |

Plug - each unit requires a single dedicated power supply; 24 hour power if keeping product in unit overnight.

Features

- Modern design - high visibility
- Silver color
- Top hinged glass with hydraulic arm support - easy loading
- Stainless steel bins
- Stainless steel front
- LED illuminated front
- Rear night blind
- 12 liter pans
- Auto defrost
- Forced air

200GBT

Counter Top Display Freezer



At a Glance

| Model | 200GBT |
|---------------------------|-----------------------|
| Dimensions WxDxH (inches) | 47½ x 19½ x 28 |
| Condensing unit size (HP) | ¼ |
| Refrigerant | R404 |
| Power supply v/Hz/Ph | 120/60/1 |
| Amps | 20 |
| Watts | 2000 |
| Fan assisted | no |
| Temp range | 32...0°F or 0...-18°C |
| Fixed shelf evaporator | yes |

Plug - each unit requires a single dedicated power supply; 24 hour power if keeping product in unit overnight.

- Gold or silver anodized finish
- Glass walls
- Static evaporator system
- Rapid pull down time
- Strong construction
- Efficient, quiet system
- Easy to clean surface and lines
- Illuminated display
- Fully self contained unit
- Ozone friendly refrigerant
- Simple plug in operation with simple controls
- Operator friendly
- Thermostat control
- Fixed shelves are 7 ¼ inches apart

H2

Storage Freezer



At a Glance

| Model | H2 |
|---------------------------|-----------------------|
| Dimensions WxDxH (inches) | 19½ x 21½ x 32¾ |
| Bowl capacity in liters | n/a |
| Bowl capacity in gallons | n/a |
| Condensing unit size (HP) | ¼ |
| Refrigerant | R134 |
| Power supply v/Hz/Ph | 120/60/1 |
| Amps | 20 |
| Watts | 2000 |
| Temp range | 32...0°F or 0...-18°C |

Plug - each unit requires a single dedicated power supply; 24 hour power if keeping product in unit overnight.

Features

- Efficient, quiet system
- Perfect for under counter use

H4IB

Storage Freezer



At a Glance

| Model | H4IB |
|---------------------------|-----------------------|
| Dimensions WxDxH (inches) | 23½ x 20¼ x 26½ |
| Condensing unit size (HP) | ½ |
| Refrigerant | R134 |
| Power supply v/Hz/Ph | 120/60/1 |
| Amps | 20 |
| Watts | 2000 |
| Fan assisted | Yes |
| Temp range | 32...0°F or 0...-18°C |
| Fixed shelf evaporator | No |

Plug - each unit requires a single dedicated power supply; 24 hour power if keeping product in unit overnight.

Features

- Adjustable shelves
- Glass display
- Counter top unit
- Efficient, quiet system

Penguin

Single/Double Bowl Frozen Drink Display



At a Glance

| Model | Penguin 1 | Penguin 2 |
|---------------------------|---------------------|----------------------|
| Dimensions WxDxH (inches) | 7 3/4 x 17 x 34 1/4 | 15 1/2 x 17 x 34 1/4 |
| Bowl capacity in liters | 12 | 12 |
| Bowl capacity in gallons | 3.17 | 3.17 |
| Condensing unit size (HP) | 1/4 | 1/2 |
| Refrigerant | R134 | R134 |
| Power supply v/Hz/Ph | 120/60/1 | 120/60/1 |
| Amps | 20 | 20 |
| Watts | 2000 | 2000 |
| Temp range | frozen drinks | frozen drinks |

Plug - each unit requires a single dedicated power supply; 24 hour power if keeping product in unit overnight.

Features

- One or two bowl frozen drink display
- Full access to all the components for quick and easy maintenance
- Simple bowl removal for easy cleaning
- One compressor for each bowl
- Manual control of the thickness of the drink
- Quick product preparation
- Internal illumination system

B1H

Euro Hot Curved Glass Display



At a Glance

| Model | B1H |
|---------------------------|--------------------------|
| Dimensions WxDxH (inches) | 51 x 43 x 51 1/2 |
| Power supply v/Hz/Ph | 220/60/1 |
| Amps | 30 |
| Watts | 3000 |
| Water Temperature Range | 167...176°F or 75...80°C |
| Deck Temperature | 146°F or 63°C |

Plug - each unit requires a single dedicated power supply.

Features

- Top hinged glass, hydraulic arm support
- Easy access for loading, setting of display and cleaning
- Euro style front and side glass
- Illuminated stainless steel, perforated display deck
- Rear access to the display for the server
- Preparation counter built in
- Automatic 'low water level' power cut-off
- Easy to clean surfaces and attractive lines
- Castors supplied with case
- Fully self contained unit
- Rheostat control for heat/light
- Simple plug in operation with simple controls
- Adjustable water temperature control
- Water inlet (1/2 inch) and drain fitting (1 1/2 inch)
- Impact resistant finish
- Stainless steel deck
- ABS foamed end walls
- Divider bars for Gastronorm pans available
- Heating area can be configured several ways using divider bars
- Heating area dimensions: 42 x 25 1/2 (inches)
- Gastronorm pans available upon request

Isola 4H

Bain Marie Buffet Style Display



At a Glance

| Model | Isola 4H | Isola 4HS/S |
|---------------------------|--------------------------|--------------------------|
| Dimensions WxDxH (inches) | 56 x 29½ x 45 ¼ | 59 ¼ x 29 ½ x 45 |
| Height (inches) top up | 59 | 59 |
| Power supply v/Hz/Ph | 120/60/1 | 120/60/1 |
| Amps | 30 | 30 |
| Watts | 3000 | 3000 |
| Temp range | 100...194°F or 38...90°C | 100...194°F or 38...90°C |

Plug - each unit requires a single dedicated power supply.

Features

- Electrically raised canopy
- Castors supplied with case
- Divider bars included
- Stainless steel option available
- Adjustable water temperature control
- Fitted drain
- Heat lamps for additional heating
- 'Low water level' alarm
- Serving trays optional
- Digital control panel
- Pans available upon request
- Internal basin in AISI stainless steel
- Accepts deep or shallow pans
- Different configurations available
- Gastronorm pans available upon request

MCT

4 Burner



MCT Back View - Under Storage

At a Glance

| Model | MCT | MCTM |
|---------------------------|---------------|---------------|
| Dimensions WxDxH (inches) | 60 x 30 x 38½ | 60 x 30 x 90½ |
| Power supply v/Hz/Ph | 220/60/1 | 220/60/1 |
| Amps | 30 | 30 |
| Watts | 3000 | 3000 |

Plug - each unit requires a single dedicated power supply.

Features

- Stainless steel table with electric 4 burner ceramic cook top
- Locking castors included
- Under cabinet storage shelf
- Optional attached mirror for high visibility

CO25

Convection Oven



At a Glance

| Model | CO25 |
|----------------------------------|------------------------------|
| Dimensions WxDxH (inches) | 28½ x 28 x 53¼ |
| Inside dimensions WxDxH (inches) | 18½ x 14½ x 10½ |
| Power supply v/Hz/Ph | 120/60/1 |
| Amps | 20 |
| Watts | 2000 |
| Temperature Range | 120 ...400°F or +49...+249°C |

Plug - each unit requires a single dedicated power supply.

Features

- Convection oven with two adjustable shelves
- Holds ½ size tray: 18 x 14 ½ (inches) - not included
- Trays for oven available upon request
- Oven is attached to rolling stand
- Oven available without stand
- Rolling stand has six shelves for sheet pans
- Sheet pans for stand available upon request
- Manual 60 minute timer

200 Hot

Counter Top Hot Self-Service Display



At a Glance

| Model | 200 Hot |
|---------------------------|-------------------------|
| Dimensions WxDxH (inches) | 35½ x 21 x 28 |
| Power supply v/Hz/Ph | 120/60/1 |
| Amps | 15 |
| Watts | 1500 |
| Temperature Range | 95...160°F or 35...71°C |

Plug - each unit requires a single dedicated power supply.

Features

- Warming lamps above each shelf
- Sturdy construction designed for easy access of product
- Self serve open access

MW

Microwave



At a Glance

| Model | MW |
|---------------------------|--------------|
| Dimensions WxDxH (inches) | 24 x 18 x 14 |
| Power supply v/Hz/Ph | 120/60/1 |
| Amps | 10 |
| Watts | 1000 |

Plug - each unit requires a single dedicated power supply.

DW

Dual lamp display warmer



At a Glance

| Model | DW |
|---------------------------|---------------|
| Dimensions WxDxH (inches) | 13 x 19 x 24¼ |
| Power supply v/Hz/Ph | 120/60/1 |
| Amps | 20 |
| Watts | 2000 |

Plug - each unit requires a single dedicated power supply.

Features

- Holds a 12 x 20 (inches) Pan
- Pan not included

DDR

Stainless Steel Dual Basket ProFry



At a Glance

| Model | DDR |
|-------------------------|--------------------------|
| Dimensions (HxWxD) inch | 11 x 15 x 16 |
| Capacity (Volume) | 12 cups |
| Wattage output | 1800-watt |
| Basket | 2 |
| Power | 120V/60Hz/1Ph 1800 Watts |

Features

Professional-style deep fryer with dual baskets.

- Holds up to 12 pounds
- The material the unit is made out of is aluminum and stainless steel
- The unit can be used to boil, steam, or fry food
- Adjustable thermostat and temperature control

Top2

Dual burner cook top



At a Glance

| Model | DW |
|---------------------------|--------------|
| Dimensions WxDxH (inches) | 22½ x 14 x 3 |
| Power supply v/Hz/Ph | 120/60/1 |
| Amps | 20 |
| Watts | 2000 |

Plug - each unit requires a single dedicated power supply.

Features

- 2 electric burners
- Compact and lightweight

MS12

Electric Meat Slicer
12" Cutting Wheel



At a Glance

| Model | MS12 |
|---------------------------|--------------|
| Dimensions WxDxH (inches) | 23 x 18 x 16 |
| Power supply v/Hz/Ph | 120/60/1 |
| Amps | 15 |
| Watts | 1500 |

Plug - each unit requires a single dedicated power supply.

Features

- Easy operation
- Slice precision
- Built-in safety features

200 Dry

Self-Serve Counter Top Display



At a Glance

| Model | 200 Dry |
|---------------------------|---------------|
| Dimensions WxDxH (inches) | 35¼ x 21 x 28 |
| Power supply v/Hz/Ph | 120/60/1 |
| Amps | 5 |
| Watts | 500 |

Plug - each unit requires a single dedicated power supply.

Features

- Gold or silver anodized finish
- Easy to clean surfaces and lines
- Glass walls
- Multi purpose
- Illuminated display
- Smooth finish
- Rounded corners
- Strong construction
- Simple plug In operation with simple controls

MSU

Mobile Sink Unit
For Hands and Utensils Only



At a Glance

| Model | MSU |
|---------------------------|------------------------------|
| Dimensions WxDxH (inches) | 41 x 32½ x 45½ |
| Power supply v/Hz/Ph | 120/60/1 |
| Amps | 15 |
| Watts | 1500 |
| Fresh water capacity | 2 x 5 gallon or 18.92 liters |
| Waste tank capacity | 2 x 7 gallon or 26.49 liters |

Plug - each unit requires a single dedicated power supply.

Features

- Hand sink cart with 2-compartment sink
- Two 5 gallon water tanks
- Two 7 gallon waste water tanks
- 2½ gallon hot water heater
- Soap dispenser and paper towel holder included
- Durable polyethylene construction
- Castors supplied with case

HWS

Two Person Accessible
Hand Washing Station



At a Glance

| Model | HWS |
|---------------------------|---------------------------|
| Dimensions WxDxH (inches) | 26½ x 21½ x 61 |
| Fresh water capacity | 22 gallon or 83.28 liters |
| Waste tank capacity | 24 gallon or 90.85 liters |

Features

- 1,408 single uses (22-gallon fresh water capacity; 24-gallon gray water capacity)
- Two 30-ounce soap dispensers and four 250-sheet built-in paper towel dispensers
- Fits inside most portable restrooms for easy transport to job sites
- Built-in lift handles provide added mobility for positioning once on-site

Ready Built Cold Rooms



At a Glance

| Model | Cold Room |
|--------------------------|-----------|
| External Width (inches) | 94 ¼ |
| External Length (inches) | 117½ |
| External Height (inches) | 93 |
| Power Supply v/Hz/Ph | 220/60/1 |
| Amps | 30 |

Features

- "All-Weather" exterior
- Internal light
- Internal "glow in the dark" safety handle
- Easily made mobile
- Refrigerator & freezer temps available
- NSF approved "3-tier" racking included
- Secure, simple temperature control
- Non-slip floor
- Ramp included
- Fork lift friendly
- Lockable door - self closing
- Strong hinge system
- External gauge displaying box temperature
- Quiet operation of ETL approved condensing unit
- Health and safety code compliant
- Simply hardwire to your generator or existing power



Modular walk-in cold and freezer rooms



8ft by 8ft Modular Walk-in Cold Room. (smallest size available) Length can be increased in 2ft increments. Width can be increased in 8ft increments with interior walls.

- Quickly built on-site
- Dual temperature
- Indoor and outdoor use
- Pallet size doors available.

From the world's largest sporting events to state fairs, festivals, care centers, emergency relief, construction renovation, and so much more, LOWE Cold Rooms provide the perfect refrigerated storage solution. Mobile & remote, climate controlled modular refrigeration / freezer cold rooms engineered for quiet efficiency even in the most challenging environments.





We Are Lowe.